



CNC Tube bending machine for the production of stabilizers made of tube or solid material




RBV 42 ST
RBV 60 ST
RBV 60 HD

RBV 42 ST RBV 60 ST RBV 60 HD

▼ Tube positioning with boost pressure function of advance feed unit

▼ Stabilizer tool system, shortest clamping lengths without shaped tools



Our Accomplishments for your Benefit

- Value added superior and precise technology
- Versatile application possibilities with high degree of automation
- Maximum output and enormous process safety
- Minimized tooling times due to branch-specific sets of tools (plug & play)

Design Features

Machine Structure

- Perfect mating of functionality and design
- Right/left bending for rotary-draw bending operations on one machine and in one clamping
- CNC control of all important functions
- Fully electric drive concept
- Tube positioning with boost pressure function of advanced feed unit
- Controlled follow bar
- Up to 2 tool levels for each bending direction
- High degrees of freedom for extreme bending geometries
- Basic equipment with 9 CNC axes


Bending Head

- Improved and more stable design due to previous simulation with FEM
- Improved dynamic and enhanced drive concept
- Heavy-duty spindle for clamping axes

Control

- WAFIOS WPS 3.2 EasyWay with enhanced functionality for bending stabilizers
- User-friendly touch screen with ergonomic control panel

▼ Bending head



Superior, Versatile and Profitable – WAFIOS RBV 42 ST + RBV 60 ST/HD CNC Stabilizer Bending Machines

Perfect Union of Design and Functionality

An ingenious machine concept with integrated automation. Already the standard version of the WAFIOS RBV 60 ST/HD unites different bending procedures with high flexibility in one unique machine concept - also in small-batch production.

The new ergonomic design of the machine body, in combination with the dynamic positioning unit of the bending head meets the most stringent demands with regard to:

- Accessibility and constructionally adapted feed paths
- Maintenance, service and user friendliness
- Greater range of parts thanks to extremely high degrees of freedom.

The further development of the bending head for improving the rigidity of the housing and the follow bar guide enables:

- Increased repeat accuracy
- Higher process safety
- More dynamical acceleration processes

Quality

For more than 120 years the name WAFIOS has stood for the highest in terms of quality expectations, safety standards and technical innovation in German manufacturing systems engineering.

Reliability

Strict quality controls, state-of-the-art production systems and many years of experience guarantee that your investment is in safe hands. Our global service network ensures high availability of WAFIOS machinery.

Efficiency

High production output and a long service life will save money and shorten the amortization time of your investment.




▲ WAFIOS WPS 3.2 EasyWay programming with integrated stabilizer production possibilities



▲ Real-time simulation improves availability due to a safe data base



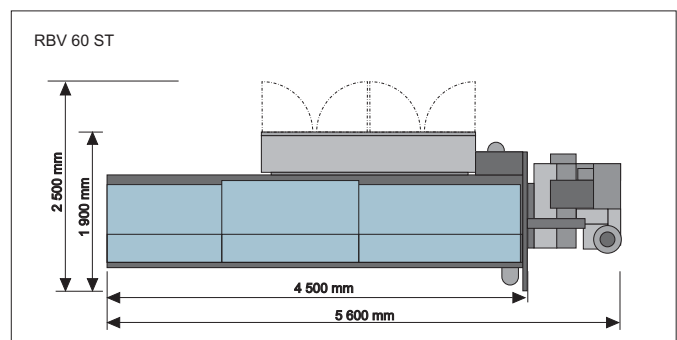
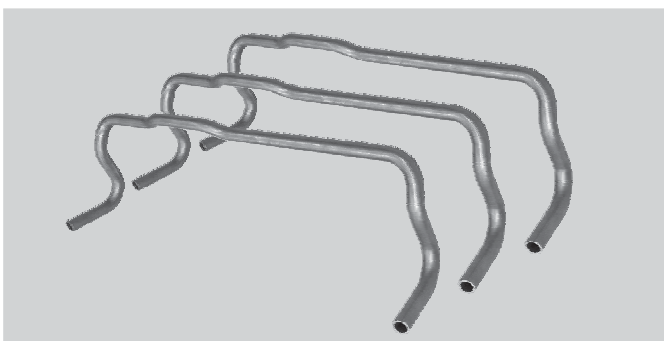
▲ Heavy-duty bending head with open clamping



▲ Heavy-duty bending head with closed clamping during bending operation

Technical Data	RBV 42 ST	RBV 60 ST	RBV 60 HD
Bending capacity Bending torque Clamping force Boost pressure	4.5 kNm 58 kN 20 kN	8 kNm 140 kN 50 kN	25 kNm 300 kN 50 kN
Bending geometry parameters Max. tube diameter* Feed length Max. bending angle	26 mm (Solid material max. 22,0 mm) 3,100 mm 190°	35 mm (Solid material max. 25,4 mm) 3,500 mm 195°	Solid material max. 43 mm 3,500 mm 146°
Bending procedures (rotary-draw bending) Bending directions Bending levels per bending direction Tool installation height per bending direction	Left and right bending Up to 2 100 mm	Left and right bending Up to 2 100 mm	Left and right bending Up to 2 178 mm
Max. speeds Advance feed Rotation Bending	2,000 mm/s 450°/s 180°/s	1,700 mm/s 450°/s 180°/s	1,700 mm/s 450°/s 120°/s
Axes accuracy Advance feed Rotation Bending	+/-0.05 mm +/-0.05° +/-0.05°	+/-0.05 mm +/-0.05° +/-0.05°	+/-0.05 mm +/-0.05° +/-0.05°
Dimensions/Weight l x w x h mm Weight	4,900 x 1,500 x 1,500 4,800	5,600 x 1,900 x 1,600 5 500	5,800 x 2,200 x 1,600 8,500
Connection and consumption data Voltage Frequency Compressed air connection Max. compressed air consumption	400 V 50/60 Hz 6 bar 1-3 l/min	400 V 50/60 Hz 6 bar 2-5 l/min	400 V 50/60 Hz 6 bar 2-5 l/min

* All specifications depend on material and bending radius



WAFIOS AG

Silberburgstraße 5
72764 Reutlingen, Germany
Tel. +49 71 21 14 60
Fax +49 71 21 49 12 09
sales@wafios.de
www.wafios.com

Precision Machinery for Wire and Tube